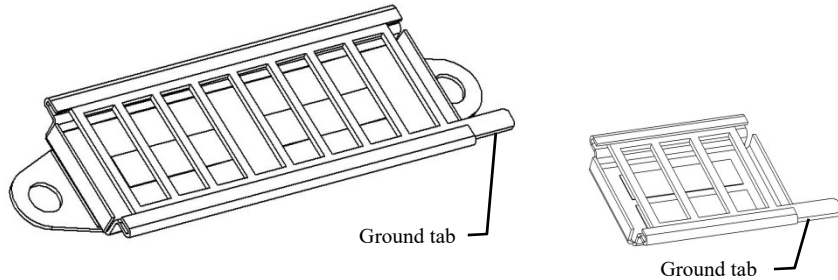


## Installation / Operation / Maintenance

# Staticmaster® Model 2U500, 1U400, and 1U200



Thank you for purchasing a Staticmaster®. To achieve the best results, please follow the instructions below.

- For most effective results the grid should be from 1/2" to 3/4" away from the surface to be neutralized. The alpha particles produced by the polonium element travel a maximum distance of 1 1/2" in still air, and the greatest ionization occurs at the end of their path.
- The Staticmaster® works best when there is a direct connection to a good ground. A ground tab has been added to the Staticmaster® to make it easy and convenient to connect a ground wire.
- When making a fixed installation it is frequently necessary to try the Staticmaster® at several distances from the surface to be neutralized in order to determine a location for maximum efficiency under prevailing conditions. Air movements, if any, should be noted and the Staticmaster® located so that moving air flows from the Staticmaster® to the surface to be neutralized.
- If the surface to be neutralized is moving, the Staticmaster® should be mounted so that the maximum exposure to the polonium element is obtained. It may be necessary to mount multiples of Staticmaster® in order to obtain neutralization of rapidly moving surfaces. Before selecting a location for the Staticmaster®, it is desirable to study the source of friction which causes the static, and then mount the Staticmaster® either at that point or at a point immediately following the source of friction.



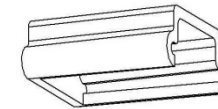
NRD USA / 2937 Alt Boulevard / PO Box 310 / Grand Island, NY 14072-0310  
PHONE 716 773 7634 / FAX 716 773 7744 / EMAIL sales@nrdlc.com /  
WEB [www.nrdllc.com](http://www.nrdllc.com)

NRD Asia Pte. Ltd / 114 Lavender Street #08-90 CT Hub 2 Singapore 338729  
PHONE +65 6679 1707 / EMAIL sales@NRDAsia.com / WEB [www.nrdllc.com](http://www.nrdllc.com)

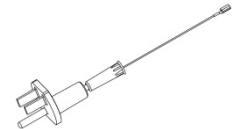
## Staticmaster® Model 2U500, 1U400, and 1U200 Accessories



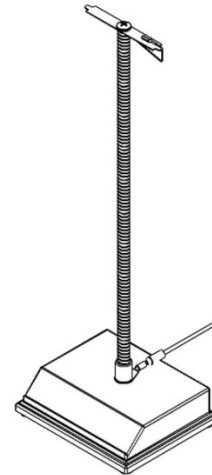
EZ-Mount  
model BF3  
(Used with 2U500)




EZ-Mount  
model BF4  
(Used with 1U400, 1U200)



Grounding Kit  
model 5060  
(Used with 2U500, 1U400, 1U200)



Unistat  
model BF1  
(Used with 2U500)



Duostat  
model BF2  
(Used with 2U500)



Ionmaster®  
model 4068  
(Used with 2U500)

For additional information on the above products please visit our website [www.nrdllc.com](http://www.nrdllc.com) or call us at 800-525-8076.

Staticmaster® is distributed in accordance with the provisions of USNRC License 31-28397-01E and is manufactured pursuant to NY State Dept. of Health Radioactive Materials License C1391. It complies with manufacturing, testing, and labeling requirements of these licenses. The end user is exempt from any licensing requirements in accordance with 10 CFR 30.15.

**CAUTION:** You should be careful to observe the following precautions. Do not remove the protective grid or touch the metal foil under the grid. If the foil is accidentally handled, wash hands thoroughly before eating or smoking. Keep away from children or persons who are unable to observe these simple precautions.



NRD USA / 2937 Alt Boulevard / PO Box 310 / Grand Island, NY 14072-0310  
PHONE 716 773 7634 / FAX 716 773 7744 / EMAIL sales@nrdlc.com /  
WEB [www.nrdllc.com](http://www.nrdllc.com)

NRD Asia Pte. Ltd / 114 Lavender Street #08-90 CT Hub 2 Singapore 338729  
PHONE +65 6679 1707 / EMAIL sales@NRDAsia.com / WEB [www.nrdllc.com](http://www.nrdllc.com)