

Installation / Operation / Maintenance **Staticmaster® Mini Spot Ionizer** **Model P-2042**


Usage

The Mini Spot Alpha Ionizer neutralizes static charges by providing ionized air to affected objects. It is designed for use in space limited applications.

Installation & Operation

Position the Mini Spot 1” to 1-1/2” away from the static charged object. Maintain this positioning by mechanical or manual means. Ensure that there are no obstructions between the grid of the Mini Spot and the intended object.

The Mini Spot works best when used with the provided ground wire. To simplify installation, a hole has been added on the circumference of the Mini Spot to accommodate the ground wire (model 5061).



To ensure maximum static removal efficiency, the Mini Spot must be replaced annually regardless of use. The replacement date is one year after the date manufactured (printed on each Mini Spot). NRD will remind customers of the replacement date.

Trouble Shooting Guide

Symptom	Probable Causes	Corrective Action
Static charges are not removed	Mini Spot is too far from object	Reposition Mini Spot within one inch of object
	Mini Spot is out of date and needs replacement	Call NRD for Mini Spot replacement
	Obstruction exists between the Mini Spot and the object	Remove the obstruction

**For additional assistance call NRD Customer Service toll-free at
1-800-525-8076**



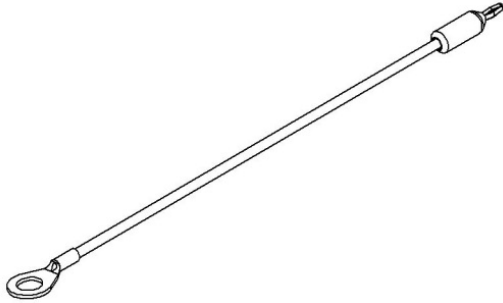
NRD USA / 2937 Alt Boulevard / PO Box 310 / Grand Island, NY 14072-0310
 PHONE 716 773 7634 / FAX 716 773 7744 / EMAIL sales@nrdlc.com / WEB www.nrdllc.com

NRD Asia Pte. Ltd / 114 Lavender Street #08-90 CT Hub 2 Singapore 338729
 PHONE +65 6679 1707 / EMAIL sales@NRDAsia.com / WEB www.nrdllc.com

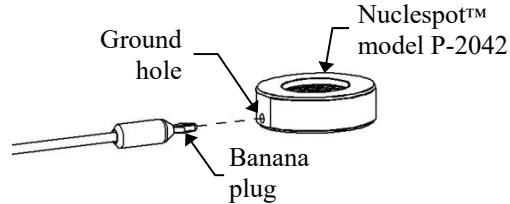
Installation / Operation / Maintenance

Staticmaster[®] Mini Spot P-2042 Grounding Kit

Model 5061



2. Insert banana plug into the ground hole in the Mini Spot model P-2042 ion cell.



Installation

1. Attach ring terminal at the end of the ground wire to ground potential. (Attachment hardware is not provided). Ensure that the process machinery is also grounded. Verify that the ionizer and machinery are grounded by having them checked by a qualified electrician.



Maintenance

- Maintenance is not required.
- To ensure maximum static neutralization, the NucleSpot™ model P-2042 must be replaced once a year regardless of usage.

Limited Warranty

NRD expressly warrants that for a period of ninety (90) days from the time of purchase, the product will be free of defects in material (parts) and workmanship (labor). Within the warranty period, the product will be tested, repaired, or replaced at discretion of NRD, free of charge. Any product under warranty should be shipped prepaid to the NRD factory. Call Customer Service at (716) 773-7634 for a Return Authorization number and shipping instructions. Include a copy of your original packing slip, invoice, or other proof of purchase date.

If the product is out of warranty, NRD LLC will quote repair charges necessary to bring your product up to factory standards.

Warranty Exclusions

The forgoing express warranty is made in lieu of all other product warranties, expressed and implied, including merchantability and fitness for a particular purpose that is specifically disclaimed. The express warranty will not apply to defects or damage due to accidents, neglect, misuse, alterations, operator error, or failure to properly maintain, clean or repair products.

Limit of Liability

The user shall determine the suitability of the product for their intended use, and the user assumes all risk and liability whatsoever in connection therein.



NRD USA / 2937 Alt Boulevard / PO Box 310 / Grand Island, NY 14072-0310
PHONE 716 773 7634 / FAX 716 773 7744 / EMAIL sales@nrdlc.com / WEB www.nrdllc.com

NRD Asia Pte. Ltd / 114 Lavender Street #08-90 CT Hub 2 Singapore 338729
PHONE +65 6679 1707 / EMAIL sales@NRDAsia.com / WEB www.nrdllc.com